

PRESSURE DIFFERENCE ACTUATED FULLY AUTOMATIC ELECTRO-PNEUMATIC FILTER



Easy to open weather
hood

Tool-free exchange
of filter cartridges

The filter is used for dedusting silos and bunkers which are pneumatically loaded.

Areas of Application

- Installation-friendly filter box made out of coated steel plate.
- Galvanised, easy to open weather hood. This guarantees tool-free access to the filter cartridges at any time
- The filter cartridges with high-quality, star-shaped folded polyester non-woven material lining and plastic bottom ensure lower concentration of residual dust concentration. The installation is carried out clean gas-sided.
- The quick release outlets together with the blast pipes are directly installed on the pressure reservoir in the cap. Thus short ways of the dedusting air are created. This reduces the consumption of compressed air and results in an optimal cleaning of the filter cartridges.
- The powerful ventilator is installed on a console next to the filter box. Therefore, the ventilator doesn't change its position when opening the filter box. A blow out arch, functioning as a rain protection, as well as a bird protection grid, are installed at the air exhaust side of the box
- In order to protect the solenoid valves and the filter cartridges a pressure reduction / compressed-air service unit with 25 micrometer filter is installed upstream
- Besides free selectable clearance times through full-electronic filter control, the pressure difference actuated dedusting automatic is installed on the filter box, **factory-set wired and programmed.**
- After rust removal in SA 2,5 mm, a priming and top coat with hammer tone grey.

Details / Explanation

Finish

The switch frequency of the dedusting automatic depends on the dust consistence of the exhaust air, as well as the consistence of the medium.

Notice

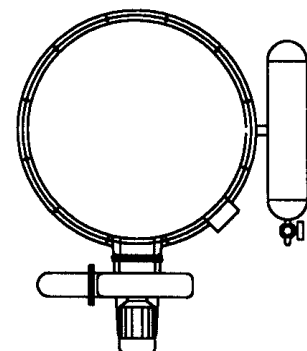
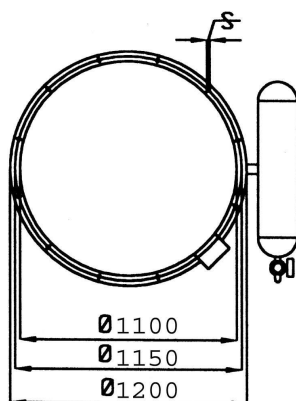
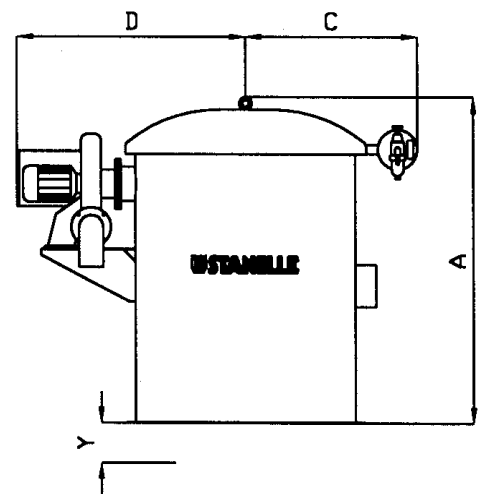
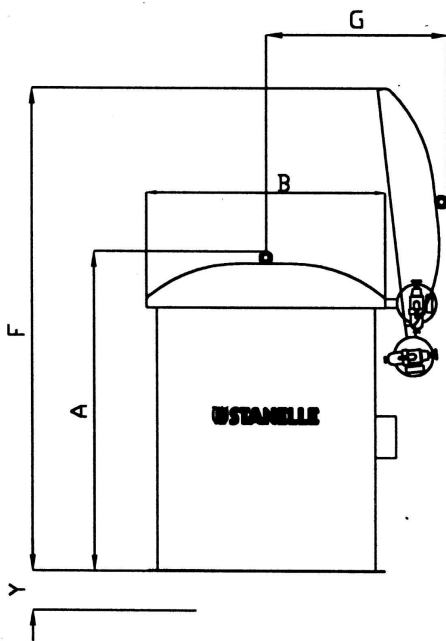


Dimensions Top Filter

Filter area m ²	30	36	42
A without / with ventilator mm	1640 / on the side		
B without / with ventilator mm	1200 / 1200		
C mm	870	900	
D mm	1150		
F mm	2470		
G mm	920		
Y cartridges extending into the silo	-	200	200
S	ø 14		

Dimensions Connection Flange

Filter area m ²	30	36	42
Outside ø mm	1200		
Inside ø mm	1100		
Hole circle mm	1050		
Number of holes / ø mm	12 x ø 14		



Technical Data Top Filter

Filter area m ²	30	36	42
Capacity Nm ³ /h	1500	1800	2100
Maximum temperature	120° C		
Filter cartridges/pc.	6		7
Filter medium	Polyester		
Solenoid valve/pc.	6		7
Operating pressure	min. 3 bar, max. 5 bar		
Air connection/mm	ø 13		
Air supply	50 Nltr/min. with a break time of 20 Sec.		
Weight without/with ventilator kg	500/550	520/570	550/600

Technical Data Ventilator

Filter area m ²	30	36	42
Ventilator power	1,85 KW	3,7 KW	3,7 KW
Current consumption	ca. 7,4 / 4,3 A	ca. 12,8 / 7,4 A	
Motor voltage	230 / 400 V		
Control voltage	230 V / 50 Hz		
Static pressure increase at engine operating point	ca. 2400 PA	ca. 3300 PA	
Volume flow rate	max. 2340 m ³	max. 3420 m ³	

Article Number

Filter area m ²	30	36	42
	Article number	Article number	Article number
without ventilator	722 10 182	722 10 204	722 10 206
with ventilator	722 10 288	722 10 287	722 10 276

Additional sizes and options (e.g. pressure surge protect construction) can be tailored to your special application!

Notice



When placing an order please define the materials which are stored in your silo (e.g. cement, lime etc...)