

PRESSURE DIFFERENCE ACTUATED FULLY AUTOMATIC ELECTRO-PNEUMATIC FILTER

WITH WEATHER HOOD WITHOUT VENTILATOR



The filter is used for dedusting silos and bunkers which are pneumatically loaded.

Areas of Application

- Installation-friendly filter box
- Easy to open weather hood with integrated dedusting system. This allows easy access to the filter cartridges, **as well as a tool-free exchange of the filter cartridges.**
- The filter cartridges with high-quality, star-shaped folded polyester non-woven material lining, ensure lower rest dust concentration.
- Besides free selectable clearance times through full-electronic filter control, the pressure difference actuated dedusting automatic is installed on the filter box, **factory-set wired and programmed.**
- After rust removal in SA 2,5 mm, a priming and top coat with hammer tone grey.

Details / Explanation

Finish



Easy to open weather
hood

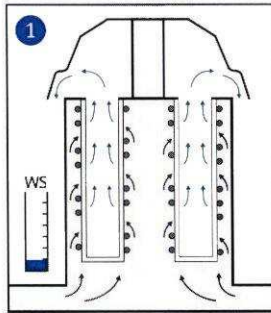
*Tool-free exchange
of filter cartridges*

The engaging frequency of the dedusting automatic depends on the dust setting of the exhaust air, as well as the consistence of the medium.

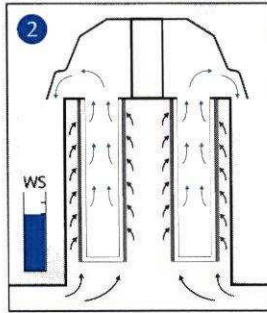
Notice



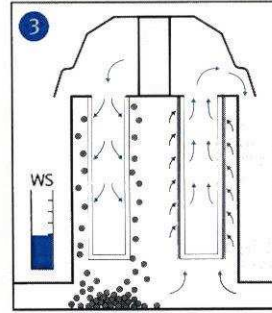
SCHEME OF STREAMING



1 Dust loaded air streams through the filter cartridge. The dust particles displace on the outer surface of the filter cartridges. Through the open top cartridges the clean medium can exhaust.



2 With increasing dust deposit, the filter resistance increases. As the set-up differential pressure is reached, the cleaning cycle begins automatically.




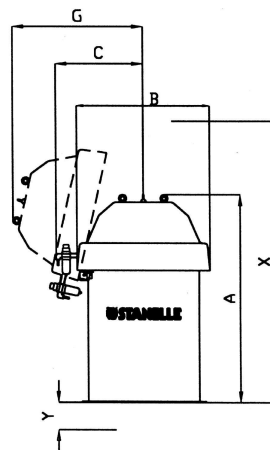
3 Undisturbed continuous operation is ensured by the single cleaning of filter elements. The dust falls back into the silo. At a under usage of a minimum-filter resistance, the cleaning cycle turns off automatically.

Dimensions Top Filter

Filter area m ²	20	24
A without/with ventilator mm	1520/1850	
B without/with ventilator mm	970/900	
C mm	630	
D mm	1010	1010
F mm	2050	2250
G mm	1030	
Y cartridges extending into the silo	-	200
X mm	1000	1200

Dimensions Connection Flange

Filter area m ²	20	24
Outside ø mm	900	
Inside ø mm	800	
Hole circle mm	860	
Number of holes/ ø mm	8 x ø 14	



Technical Data Top Filter

Filter area m ²	20	24
Capacity Nm ³ /h	1000	1200
Maximum Temperature	120°C	
Filter cartridges/pc.	4	
Filter medium	Polyester	
Solenoid valves/pc.	4	
Operating pressure	min. 3 bar, max. 5 bar	
Compressed air connection/mm	ø 13	
Compressed air demand	50 Nltr/min. with a break time of 20 sec.	
Weight without/with ventilator kg	140/180	155/195

Article Number

Filter area m ²	20	24
	Article number	Article number
without ventilator	722 10 128	722 10 190
with ventilator	722 10 274	722 10 275

Additional sizes and options (e.g. pressure surge protect construction) can be tailored to your special application!

Notice



When placing an order please define the materials which are stored in your silo (e.g. cement, lime etc...)

WITH WEATHER HOOD AND VENTILATOR

Technical Data Ventilator

Filter area m ²	20	24
Ventilator power	1,1 KW	
Current consumption	ca. 4,6 / 2,6 A	
Motor voltage	230 / 400 V	
Static pressure increase at engine operating point	ca. 1800 PA	
Volume flow rate	max. 1200 m ³ /h	

